

OPERA PRIMA

 STILLUX



Stillux unisce, nel segno del miglior stile italiano, arte e vetro, qualità e design nell'illuminazione d'interni. L'azienda viene fondata nel 1972 da Marco e Lucia Innocenti, oggi affiancati dal figlio Manuel, dirigente aziendale, e dal giovane Mattia, ancora studente ma già inserito nelle dinamiche aziendali. La produzione, attraverso le sue forme eleganti, entra in sintonia con i più diversi contesti nell'arredamento, coniugando in un'unica filosofia di stile, qualità, semplicità e durata nel tempo. Orientata alla definizione di apparecchi illuminanti efficaci e riconoscibili sotto il profilo estetico e tecnologico, Stillux propone una costante ricerca nel miglioramento dei suoi articoli e cerca di offrire risposte fuori dalle convenzioni stilistiche e dalle tendenze di breve periodo, utilizzando materiali senza compromessi qualitativi.

Stillux interprets in the sign of fascinating Italian style, art of glass, quality and interior lighting design. Company was founded in 1972 by Marco and Lucia Innocenti, today accompanied by their sons Manuel, business manager, and the young Mattia, still a student but already added in the dynamic business. The production, through its elegant shapes, suiting with all different furnishings, merges in a unique philosophy of style, quality, simplicity and time duration. Oriented toward the defining effective and recognisable luminaires in terms of aesthetic and technological profile, Stillux proposes a constant research in the improvement of its articles and tries to offer not stylish or fashion oriented answer of the tendencies of short period, carryng out with top quality solution, materials and finishings.



STARDUST 6

CLELIA 48

TWIST 64

REEF 74

CARMEN 84

ROMANTIC 92

DIVA 112

EGLE 122

MARGOT 148



GLAMOUR LIGHTS STAGE

Chandeliers protagonists in the theater scene. Tradition evolves when we remember and imagine, true beauty is always shared

A CASCADE OF SMALL STONES
IN ARTISTIC GLASS, HAND-TIED,
CREATING UNIQUE REFLECTIONS
AND EMOTIONS



STARDUST

WHEN THE STARS ARE TOO FAR AWAY
FROM YOU AND YOU NEED THEIR LIGHT,
YOU CAN COUNT ON MY BRIGHTNESS



Art. 16001/12-TB
Diam. cm. 120 - h. cm. 60
12xG9 33W ES max



Art. 16000/8-TA
Diam. cm. 85 - h. cm. 55
8xG9 33W ES max

LIGHT BECOMES THE CENTER
OF THE SCENE, AND TRACES
ITS PERSONALITY



Art. 16004/PL60-T
Diam. cm. 60 - h. cm. 75
12xG9 33W ES max



FROM THE DARKNESS OF STAGE,
SHINING LIGHT CRYSTALS SPREAD
CHARM ATMOSPHERE

Art. 16002/SO-T
Diam. cm. 140x90 - h. cm. 60
10xG9 33W ES max



Art. 16011/P-T
Diam. cm. 65 - h. cm. 200
6xG9 33W ES max
2xGU10 Led 8W (incl.)

CREATIVE IMAGINATION
IS THE PROTAGONIST
OF THE SCENE



Art. 16007/AG-T
Diam. cm. 100 - h. cm.45 - sp. cm. 26
8xG9 33W ES max



Art. 16201/12-TN
Diam. cm. 120 - h. cm. 60
12xG9 33W ES max



Art. 16105/PL90-T
Diam. cm. 95 - h. cm. 170
35xG9 33W ES max





Art. 16106/AP-TB
Diam. cm. 66 - h. cm. 36 - sp cm. 18
4xG9 33W ES max





ELEGANCE AND LIGHTNESS,
DANCING ON STAGE

Art. 16003/PLF-A
Diam. cm. 100 - h. cm. 36
12xG9 33W ES max



Art. 16101/12-A
Diam. cm. 120 - h. cm. 60
12xG9 33W ES max



Art. 16009/18+6-T
Diam. cm. 110 - h. cm. 80
18xG9 33W ES max
+ 6xE14 42W ES max



REFINED AND LUXURIOUS,
A NOBLE PRESENCE
THAT ENCHANTS



DETAILS FORGED
BY EXPERT HANDS CREATE
WORKS OF HIGH ARTISTIC VALUE



Art.16108/12+4-TB
Diam. cm. 90 - h. cm. 75
12xG9 33W ES max
+ 4xE14 42W ES max



TRUE BEAUTY
IS ALWAYS SHARED

Art. 16010/A3-TB
Diam. cm. 40 - h. cm. 40 - sp. cm. 24
3xG9 33W ES max
+ 2xE14 42W ES max

MANUAL CRAFTSMANSHIP
MAKES EVERY LAMP
A UNIQUE PIECE





Art. 16014/SG-T
Diam. cm. 80 - h. cm. 115
19xE14 42W ES max

SIMPLY HARMONIOUS,
DELICATE AND CHARMING,
EVERYBODY IS ADMIRING ITS ELEGANCE

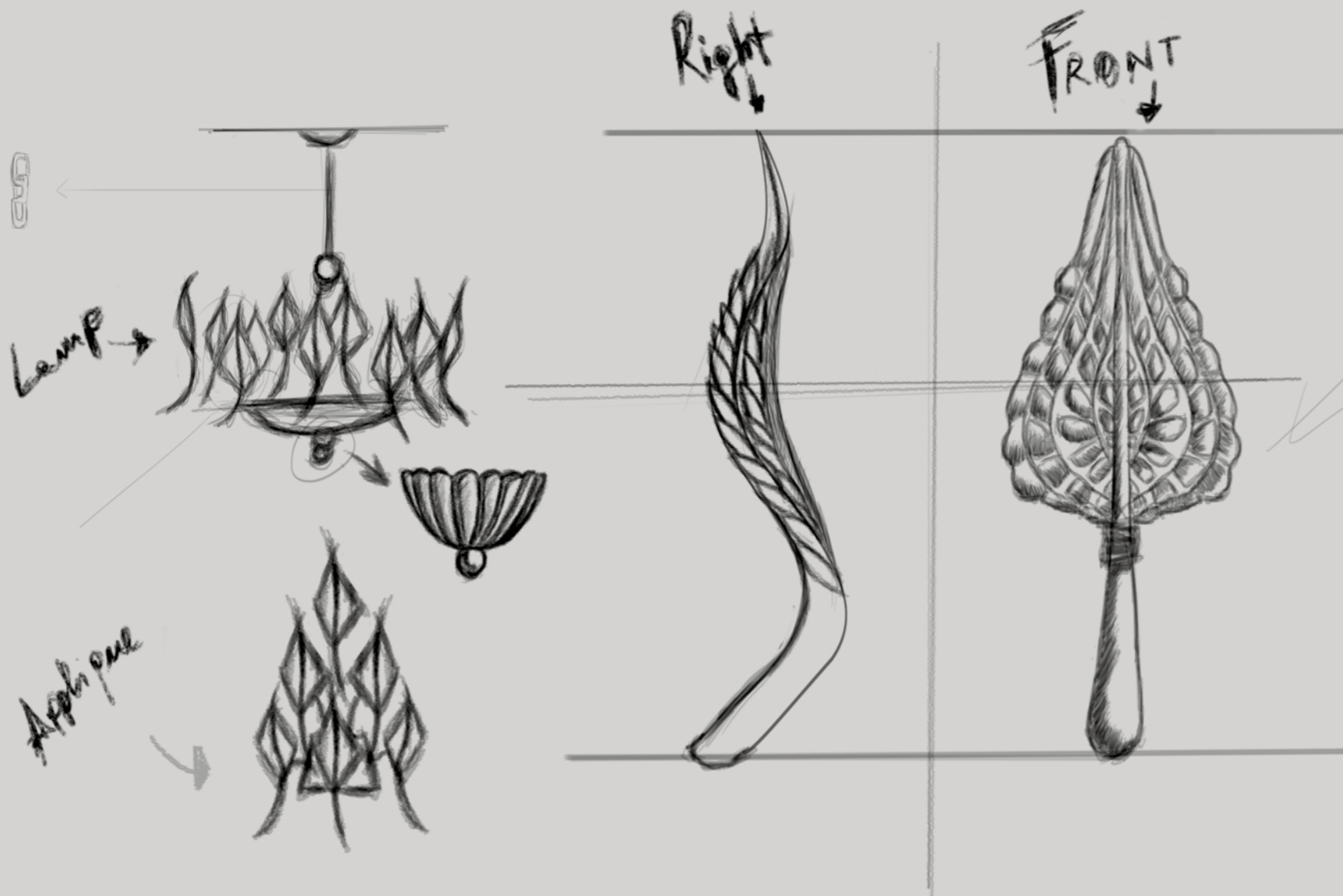



16112/10+6-TB
Diam. cm. 90 - h. cm. 85
16xE14 42W ES max

NATURAL FORMS REINTERPRETED
BY THE PASSION OF
OUR MASTER CRAFTSMEN



Art. 16015/A3-TB
Diam. cm. 40 - h. cm. 40 - sp. cm. 24
5xE14 42W ES max



WITH PASSION A DREAM
BECOMES AN IDEA.
HIGH CRAFTSMANSHIP CHANGES
IT INTO REALITY





CLELIA

EACH SINGLE LEAF IS HAND MOULDED,
ADDING PRECIOUS 24 KRT. GOLD DUST
INSIDE THE GLASS



Art. 15103/SG-M
Diam. cm. 90 - h. cm. 50
12xE14 42W ES max



Art. 15306/AG-BO
Diam. cm. 45 - h. cm. 55 - sp. cm. 20
4xE14 42W ES max





Art. 15105/A2-MO
Diam. cm. 45 - h. cm. 51 - sp. cm. 25
2xE14 42W ES max



Art. 15204/A1-A
Diam. cm. 33 - h. cm. 42 - sp. cm. 25
1xE14 42W ES max



Art. 15101/8-T
Diam. cm. 110 - h. cm. 80
8xE14 42W ES max

TRADITION EVOLVES
WHEN WE REMEMBER
AND IMAGINE



Art. 15300/6C-MO
Diam. cm. 90 - h. cm. 70
6xE14 42W ES max



LIGHT IS CLEAR AS WATER, IS A GLOW,
A GLIMMER, A GLEAM, A COLOR.
LIGHT IS POWER, PERSPECTIVE



Art. 15202/SP-T
Diam. cm. 70 - h. cm. 45
8xE14 42W ES max



TWIST



HANDMADE GLASS SPIRAL SHAPED,
APPLIED ON STRUCTURE IN GOLD
OR SILVER LEAF WITH FRISÉ EFFECT



Art. 15801/15-M
Diam. cm. 110 - h. cm. 60
15xG9 33W ES max



Art. 15803/A3-T
Diam. cm. 45 - h. cm. 43 - sp. cm. 22
3xG9 33W ES max






Art. 15900/9-B
Diam. cm. 76 - h. cm. 55
9xG9 33W ES max

LIGHTS PRODUCING SPECTACULAR EFFECTS,
THAT GIVE ALL AROUND
AN EVOCATIVE ATMOSPHERE



Art. 15902/PLF15-T
Diam. cm. 70 - h. cm. 110
15xG9 33W ES max



REEF



LIKE AN EXPLOSION,
ALL THESE SMALL CRYSTALS,
EACH ONE DIFFERENT,
CREATE GREAT CHARM ATMOSPHERE

Art. 16401/SM
Diam. cm. 90 - h. cm. 75
16xG9 33W ES max



Art. 16400/SG
Diam. cm. 130 - h. cm. 85
25xG9 33W ES max



Art. 16405/PLP
Diam. cm. 65 - h. cm. 40
10xG9 33W ES max





Art.16406/A
Diam. cm. 45 - h. cm. 30 - sp. cm. 20
5xG9 33W ES max



CARMEN

PRECIOUS CRYSTAL STALACTITES
THAT MAGICALLY DESCEND,
BEAMING CHARMING LIGHT ALL AROUND



Art. 16301/PL50-B
Diam. cm. 55 - h. cm. 70
13xG9 33W ES max



Art. 16300/PL80-T
Diam. cm. 85 - h. cm. 100
25xG9 33W ES max

HARMONY OF SHAPE AND PRECIOUS DETAILS,
FOR A LIGHT THAT EMBRACE US
IN ITS GLAMOUR



Art. 16304/A-A
Diam. cm. 40 - h. cm. 50 - sp. cm. 22
5xG9 33W ES max



Art. 14608/SG-R
Diam. cm. 115 - h. cm. 110
24xG9 33W ES max

ROMANTIC

PORCELAIN, EXPERTLY MOLDED
BY HAND FROM OUR MASTER CRAFTSMEN,
IS TRANSFORMED INTO A PRECIOUS
ROSE GARDEN, WITH BEAUTIFUL
REAL COLOUR VARIATIONS



Art. 14506/L5-R
Diam. cm. 52 - h. cm. 96
5xE14 42W ES max





Art. 14506/L5-M
Diam. cm. 52 - h. cm. 96
5xE14 42W ES max



Art. 14707/P-M
Diam. cm. 52 - h. cm. 185
6xE14 42W ES max





WE LIVE ONLY TO DISCOVER
A NEW BEAUTY.
ALL ELSE IS A FORM OF WAITING



Art. 14609/SP-M
Diam. cm. 65 - h. cm. 70
12xG9 33W ES max

LIGHT BECOMES FIRST PROTAGONIST
IN THE LIVING SPACES,
WITH UNIQUE CHARM

Art. 14503/A1-R
Diam. cm.40 - h. cm. 50 - sp. cm. 28
1xE14 42W ES max





Art. 14605/A3C-B
Diam. cm. 55 - h. cm. 60 - sp. cm. 32
3xE14 42W ES max



Art. 14704/A2C-N
Diam. cm. 50 - h. cm. 56 - sp. cm. 23
2xE14 42W ES max



Art. 14502/12-N
Diam. cm. 125 - h. cm. 95
12xE14 42W ES max



Art. 14700/6C-W
Diam. cm. 85 - h. cm. 72
6xE14 42W ES max



THE WARM LIGHT OF THE SUNSET
EMBRACES WOODS, STREAMS AND FLOWERS
ARRIVES ON MY EYES, MAKING THEM SHINE

Art. 14700/6-V
Diam. cm. 85 - h. cm. 72
6x E14 42W ES max





THROUGH EVERY DETAIL,
CHANDELIER TELLS HIS OWN HISTORY,
WITNESS OF AN ARTISTIC WORK

Art. 14601/8-A
Diam. cm. 100 - h. cm. 88
8xE14 42W ES max



DIVA

Art. 15402/8+8C
Diam. cm. 105 - h. cm. 95
16xE14 42W ES max



Art. 15503/A1-A
Diam. cm. 27 - h. cm. 42 - sp. cm. 26
1xE14 42W ES max



Art. 15501/8C
Diam. cm. 105 - h. cm. 95
8xE14 42W ES max



Art. 15600/6-N
Diam. cm. 95 - h. cm. 88
6xE14 42W ES max



Art. 15405/A3-A
Diam. cm. 45 - h. cm. 50 - sp. cm. 33
3xE14 42W ES max

IRON IS HAND FORGED BY EXPERT HANDS,
CRYSTAL PENDANTS ARE MADE THROUGH
AN ARTISTIC WORKING
CREATING INTERNAL AIR CRACKRÉ BUBBLES



Art. 15704/A2C
Diam. cm. 40 - h. cm. 33 - sp. cm. 24
2xE14 42W ES max





Art. 14803/20-MT
Diam. cm. 160 - h. cm. 110
20xE14 42W ES max

EGLE



Art. 15000/6-MS
Diam. cm. 80 - h. cm. 65
6x E14 42W ES max



LEAVES CREATED WITH ARTISTIC GLASS,
APPLIED ON A HANDMADE STRUCTURE
FINISHED WITH GOLD LEAF,
SILVER LEAF, OR BRONZE

Art. 14906/A3-MS
Diam. cm. 50 - h. cm. 56 - sp. cm. 26
3xE14 42W ES max



Art. 14803/20C-T
Diam. cm. 160 - h. cm. 110
20xE14 42W ES max



Art. 14801/8-BA
Diam. cm. 95 - h. cm. 75
8xE14 42W ES max



Art. 14902/12-AM
Diam. cm. 120 - h. cm. 90
12xE14 42W ES max

THE METAL IS SHAPED INTO SINUOUS FORMS,
AS ONLY THE SKILL OF
OUR CRAFTSMEN CAN DO






Art. 14805/A2-AM
Diam. cm. 46 - h. cm. 50 - sp. cm. 23
2xE14 42W ES max



Art. 15004/A1-AM
Diam. cm. 28 - h. cm. 50 - sp. cm. 27
1xE14 42W ES max



Art. 14809/SG-S
Diam. cm. 130 - h. cm. 75
20xG9 33W ES max



Art. 15008/SP-A
Diam. cm. 90 - h. cm. 65
9xG9 33W ES max



Art. 14907/AG-A
Diam. cm. 45 - h. cm. 37 - sp. cm. 20
3xG9 33W ES max





Art. 15010/LG-AT
Diam. cm. 52 - h. cm. 85
1xE27 205W hal. ES max



Art. 15010/LG-MV
Diam. cm. 52 - h. cm. 85
1xE27 205W hal. ES max



Art. 14811/P-MM
Diam. cm. 52 - h. cm. 190
1xE27 205W hal. ES max

THE PURITY OF CRYSTAL SHINES
IN THIS NEW
CLASSIC COLLECTION



MARGOT

Art. 16601/8+4
Diam. cm. 75 - h. cm. 80
12xE14 42W ES max



Art. 16500/8
Diam. cm. 75 - h. cm. 65
8xE14 42W ES max



Art. 16502/A3
Diam. cm. 40 - h. cm. 30 - sp. cm. 27
3xE14 42W ES max

Foto / Photo
Stefano Tonicello
Roberto Valacchi

Si ringraziano / Thanks to
Compagnia Motus - Siena
Rosanna e Simona Cieri
Carlo Pennatini

Realizzato presso / Realized by
Tap Grafiche



Stil Lux Illuminazione s.r.l

Via Ponte Cerretano 9/17 - 50050 Cerreto Guidi - Firenze - Italy
tel. +39 0571 501403 / 902320 - fax +39 0571 501634
www.stillux.it - stillux@stillux.it

L'azienda si riserva, fermo restando le caratteristiche basilari del prodotto, di apportare tutte le modifiche che riterrà necessarie allo scopo di migliorare la qualità del prodotto stesso. I colori riprodotti nel catalogo sono indicativi e suscettibili di variazioni di tonalità, data la lavorazione artigianale.

While maintaining the basic characteristics of products, the manufacturer reserves the right to make modifications at any time with the sole aim of improvement. The colours shown in the catalogue are an indication only and, due to artisan handwork, are susceptible of tonality light variations.

