



illumination design
SINCE 1972






TECHNICAL SHEETS






MATERIALI / MATERIALS	
Struttura / Frame	Ferro – Acciaio con effetto martellato / Iron – Steel with hammered effect
Vetro / Glass	----

DATI TECNICI / TECHNICAL DATA		
INFO	EUROPE	USA
Prodotto / Product	Sospensione / Pendant	Sospensione / Pendant
Installazione / Installation	Soffitto / Ceiling	Soffitto / Ceiling
Diametro / Diameter	98x7 cm.	38,58"x2,75"
Altezza / Height	2 cm.	0,78"
Lunghezza cavo / Wire lenght	130 cm.	51,18"
Rosone / Canopy	n.2 Ø 15x7 cm.	n.2 Ø 5,90"x2,75" (additional plate Ø 4,72")

SPECIFICHE ELETTRICHE / ELECTRICAL SPECIFICATIONS		
INFO	EUROPE	USA
Alimentazione / Power Supply	220-240V – 50/60Hz	100-120V – 50/60Hz
Specifiche lampade/Bulbs specifications	9x0,8W chip led 4000K (incl. / incl.)	9x0,8W chip led 4000K (incl. / incl.)
Wattaggio massimo / Max wattage	7,2W (1215 lumen)	7,2W (1215 lumen)
Tensione led / Led voltage	24VDC (driver incl. / driver incl.)	24VDC (driver incl. / driver incl.)
Dimmerabilità / Dimmability	Phase dimming on request	Phase dimming on request

OPZIONE DECORI STANDARD / STANDARD FINISHING OPTIONS	Opzioni vetri / Glass options
 Foglia oro / gold leaf  foglia argento / silver leaf  nero velluto/ velvet black	

PESO E VOLUME / WEIGHT AND VOLUME		
 Peso Netto / Net weight Kg.6,00	 Volume M3 0,055	 Peso Lordo / Gross weight Kg.8,00

--- MADE IN ITALY ---