



illumination design
SINCE 1972





TECHNICAL SHEETS






MATERIALI / MATERIALS	
Struttura / Frame	Ferro – Acciaio con effetto martellato / Iron – Steel with hammered effect
Vetro / Glass	----

DATI TECNICI / TECHNICAL DATA		
INFO	EUROPE	USA
Prodotto / Product	Sospensione / Pendant	Sospensione / Pendant
Installazione / Installation	Soffitto / Ceiling	Soffitto / Ceiling
Diametro / Diameter	160x7 cm.	62,99"x2,75"
Altezza / Height	13 cm.	5,11"
Lunghezza cavo / Wire lenght	130 cm.	51,18"
Rosone / Canopy	Ø 40x7 cm.	Ø 15,74"x2,75" (additional plate Ø 4,72")

SPECIFICHE ELETTRICHE / ELECTRICAL SPECIFICATIONS		
INFO	EUROPE	USA
Alimentazione / Power Supply	220-240V – 50/60Hz	100-120V – 50/60Hz
Specifiche lampade/Bulbs specifications	5xCOB 15W led 3000K (incl. / incl.)	5xCOB 15W led 3000K (incl. / incl.)
Wattaggio massimo / Max wattage	75W (9450 lumen)	75W (9450 lumen)
Tensione led / Led voltage	220-240V – 50/60Hz	100-120V – 50/60Hz
Dimmerabilità / Dimmability	Light source dimmable	Light source dimmable

OPZIONE DECORI STANDARD / STANDARD FINISHING OPTIONS	Opzioni vetri / Glass options
 Oro-nero / gold-black  Argento-nero / silver-black	

PESO E VOLUME / WEIGHT AND VOLUME		
 Peso Netto / Net weight Kg.8,50	 Volume M3 0,130	 Peso Lordo / Gross weight Kg.11,50

--- MADE IN ITALY ---