



illumination design  
SINCE 1972



# TECHNICAL SHEETS







Codice / Code : 21671/S1






| MATERIALI / MATERIALS |   |
|-----------------------|---|
| Struttura / Frame     | Ferro – Acciaio / Iron – Steel  |
| Vetro / Glass         | Cristallo 24% con effetto ottico / 24% Lead Crystal with optical effect |

| DATI TECNICI / TECHNICAL DATA |                       |                                    |
|-------------------------------|-----------------------|------------------------------------|
| INFO                          | EUROPE                | USA                                |
| Prodotto / Product            | Sospensione / Pendant | Sospensione / Pendant              |
| Installazione / Installation  | Soffitto / Ceiling    | Soffitto / Ceiling                 |
| Diametro / Diameter           | 6 cm.                 | 2,36"                              |
| Altezza / Height              | 26 cm.                | 10,23"                             |
| Lunghezza cavo / Wire lenght  | 100 cm.               | 39,37"                             |
| Rosone / Canopy               | Ø 7 cm.               | Ø 2,75" (additional plate Ø 4,72") |

| SPECIFICHE ELETTRICHE / ELECTRICAL SPECIFICATIONS |                                       |                                       |
|---|---------------------------------------|---------------------------------------|
| INFO  | EUROPE                                | USA                                   |
| Alimentazione / Power Supply                      | 220-240V – 50/60Hz                    | 100-120V – 50/60Hz                    |
| Specifiche lampade/Bulbs specifications           | 1x0,8W chip led 4000K (incl. / incl.) | 1x0,8W chip led 4000K (incl. / incl.) |
| Wattaggio massimo / Max wattage                   | 0,8W (135 lumen)                      | 0,8W (135 lumen)                      |
| Tensione led / Led voltage                        | 24VDC (driver incl. / driver incl.)   | 24VDC (driver incl. / driver incl.)   |
| Dimmerabilità / Dimmability                       | Phase dimming on request              | Phase dimming on request              |

| OPZIONE DECORI STANDARD / STANDARD FINISHING OPTIONS  | Opzioni vetri / Glass options  |
|---|--|
| <br>Foglia oro / gold leaf<br><br>foglia argento / silver leaf<br><br>nero velluto/ velvet black | <br>trasparente / transparent |

| PESO E VOLUME / WEIGHT AND VOLUME  |  |  |
|--|--|--|
| <br>Peso Netto / Net weight Kg.0,70 | <br>Volume M3 0,025 | <br>Peso Lordo / Gross weight Kg.1,50 |

--- MADE IN ITALY ---