



illumination design
SINCE 1972



TECHNICAL SHEETS











TECHNICAL SHEETS




21514

MATERIALI / MATERIALS	
Struttura / Frame	Acciaio / Steel
Vetro / Glass	Vetro piano / Flat glass

DATI TECNICI / TECHNICAL DATA		
INFO	EUROPE	USA
Prodotto / Product	Sospensione / Pendant	Sospensione / Pendant
Installazione / Installation	Soffitto / Ceiling	Soffitto / Ceiling
Diametro / Diameter	14 cm.	5,51"
Altezza / Height	26 cm.	10,23"
Cavi Standard / Standard wires	130 cm.	51,18"
Rosone / Canopy	Ø 16 cm. – h.2 cm.	Ø 6,29" – h.0,78"

SPECIFICHE ELETTRICHE / ELECTRICAL SPECIFICATIONS		
INFO	EUROPE	USA
Alimentazione / Power Supply	220-240V – 50/60Hz	100-120V – 50/60Hz
Specifiche lampade/Bulbs specifications	1xCob 6W - 3000K (incl. / incl.)	1xCob 6W - 3000K (incl. / incl.)
Wattaggio massimo / Max wattage	6W (960 lumen)	6W (960 lumen)
Tensione led / led voltage	220-240VDC	100-120VDC
Dimmerabilità / Dimmability	Yes	Yes

OPZIONE DECORI STANDARD / STANDARD FINISHING OPTIONS		Opzioni vetri / Glass options
 nero velluto / velvet black	 blu metallizzato / blue metallized	 Bianco molato / cutted white
 sabbia metallizzato / sand metallized	 Rame metallizzato / copper metallized	 Satinato / frosted
 Bronzo metallizzato / bronze metallized	 Verde metallizzato / green metallized	

PESO E VOLUME / WEIGHT AND VOLUME		
 Peso Netto / Net weight Kg.15,00	 Volume M3 0,250	 Peso Lordo / Gross weight Kg.21,00

--- MADE IN ITALY ---