



illumination design  
SINCE 1972



# TECHNICAL SHEETS







# TECHNICAL SHEETS




21515

MATERIALI / MATERIALS	
Struttura / Frame	Acciaio / Steel
Vetro / Glass	Cristallo 24% piombo / Lead crystal 24%

DATI TECNICI / TECHNICAL DATA		
INFO	EUROPE	USA
Prodotto / Product	Lampada da terra / Floor lamp	Lampada da terra / Floor lamp
Installazione / Installation	Pavimento / Floor	Pavimento / Floor
Diametro / Diameter	10 cm.	3,93"
Altezza / Height	180 cm.	70,86"
Base / Base	25 cm.	9,84"

SPECIFICHE ELETTRICHE / ELECTRICAL SPECIFICATIONS		
INFO	EUROPE	USA
Alimentazione / Power Supply	220-240V – 50/60Hz	100-120V – 50/60Hz
Specifiche lampade Bulbs specification	1xCob 20W (up) 3000K+ 2x Chip Led 0,8WCob 6W - 4000K (incl. / incl.)	1xCob 20W (up) 3000K+ 2x Chip Led 0,8WCob 6W - 4000K (incl. / incl.)
Wattaggio massimo / Max wattage	21,6W (2230 lumen)	21,6W (2230 lumen)
Tensione led Led voltage	Cob 20W - 220-240VDC Chip Led – 24VDC (driver incl.)	Cob 20W – 10-120VDC Chip Led – 24VDC (driver incl.)
Dimmerabilità / Dimmability	Standard for 20W cob only	Standard for 20W Cob only

OPZIONE DECORI STANDARD / STANDARD FINISHING OPTIONS	Opzioni vetri / Glass options
 cromo / chrome  placcato oro / gold plated  nero velluto / velvet black	 Disco cristallo 24% molato 24% Lead crystal cutted plate

PESO E VOLUME / WEIGHT AND VOLUME		
 Peso Netto / Net weight Kg.23,00	 Volume M3 0,250	 Peso Lordo / Gross weight Kg.29,00

--- MADE IN ITALY ---