



illumination design  
SINCE 1972



# TECHNICAL SHEETS



# TECHNICAL SHEETS










Codice / Code : 21517/SG

MATERIALI / MATERIALS	
Struttura / Frame	Acciaio+ottone / Steel
Vetro / Glass	Cristallo 24% piombo / Lead crystal 24%

DATI TECNICI / TECHNICAL DATA		
INFO	EUROPE	USA
Prodotto / Product	Sospensione / Pendant	Sospensione / Pendant
Installazione / Installation	Soffitto / Ceiling	Soffitto / Ceiling
Diametro / Diameter	10 cm.	3,93"
Altezza / Height	25 cm.	9,84"
Cavi Standard / Standard wires	130 cm.	51,18"
Rosone / Canopy	Ø 5 cm. – h.2,5 cm.	Ø 1,96" – h.0,98" (additional plate Ø 4,72")

SPECIFICHE ELETTRICHE / ELECTRICAL SPECIFICATIONS		
INFO	EUROPE	USA
Alimentazione / Power Supply	220-240V – 50/60Hz	100-120V – 50/60Hz
Specifiche lampade/Bulbs specifications	1xCob 6W - 3000K (incl. / incl.)	1xCob 6W - 3000K (incl. / incl.)
Wattaggio massimo / Max wattage	6W (960 lumen)	6W (960 lumen)
Tensione led / led voltage	220-240VDC	100-120VDC
Dimmerabilità / Dimmability	Yes	Yes

OPZIONE DECORI STANDARD / STANDARD FINISHING OPTIONS	Opzioni vetri / Glass options
 cromo / chrome  placcato oro / gold plated  nero velluto/ velvet black	 Disco cristallo 24% molato 24% Lead crystal cutted plate

PESO E VOLUME / WEIGHT AND VOLUME		
 Peso Netto / Net weight Kg.3,00	 Volume M3 0,025	 Peso Lordo / Gross weight Kg.3,50

--- MADE IN ITALY ---