



illumination design
SINCE 1972



TECHNICAL SHEETS



TECHNICAL SHEETS










Codice / Code : 21015/21

MATERIALI / MATERIALS	
Struttura / Frame	Acciaio / Steel
Vetro / Glass	Vetro piano / Flat glass

DATI TECNICI / TECHNICAL DATA		
INFO	EUROPE	USA
Prodotto / Product	Sospensione / Pendant	Sospensione / Pendant
Installazione / Installation	Soffitto / Ceiling	Soffitto / Ceiling
Diametro / Diameter	110 cm.	43,30"
Altezza / Height	140 cm.	55,11"
Lunghezza asta / Rod lenght	75 cm.	29,52"
Rosone / Canopy	Ø 30 cm.	Ø 11,81"

SPECIFICHE ELETTRICHE / ELECTRICAL SPECIFICATIONS		
INFO	EUROPE	USA
Alimentazione / Power Supply	220-240V – 50/60Hz	100-120V – 50/60Hz
Specifiche lampade/Bulbs specifications	105W Strip led 4000K (incl.)	105W Strip led 4000K (incl.)
Wattaggio massimo / Max wattage	105W	105W
Tensione utilizzo / Usage voltage	24VDC (driver incl. / driver incl.)	24VDC (driver incl. / driver incl.)
Dimmerabilità / Dimmability	Phase dimming on request	Phase dimming on request

OPZIONE DECORI STANDARD / STANDARD FINISHING OPTIONS	Opzioni vetri / Glass options
 cromo / chrome	 bianco / white  nero / black  specchio / mirror

PESO E VOLUME / WEIGHT AND VOLUME		
 Peso Netto / Net weight Kg.55,00	 Volume M3 1,200	 Peso Lordo / Gross weight Kg.65,00

--- MADE IN ITALY ---