



illumination design
SINCE 1972

TECHNICAL SHEETS



TECHNICAL SHEETS






MATERIALI / MATERIALS	
Struttura / Frame	Ferro-forgiato a mano con effetto martellato / Handmade forged iron wiht hammered effect
Vetro / Glass	Vetro piano / Flat glass

DATI TECNICI / TECHNICAL DATA		
INFO	EUROPE	USA
Prodotto / Product	Sospensione / Pendant	Sospensione / Pendant
Installazione / Installation	Soffitto / Ceiling	Soffitto / Ceiling
Diametro / Diameter	22 cm.	8,66"
Altezza / Height	70 cm.	27,55"
Cavi Standard / Standard wires	130 cm.	51,18"
Rosone / Canopy	Ø 22 cm.	Ø 8,66

SPECIFICHE ELETTRICHE / ELECTRICAL SPECIFICATIONS		
INFO	EUROPE	USA
Alimentazione / Power Supply	220-240V – 50/60Hz	100-120V – 50/60Hz
Specifiche lampade/Bulbs specifications	45W Strip led 4000K (incl. / incl.)	45W Strip led 4000K (incl. / incl.)
Wattaggio massimo / Max wattage	45W (4860 lumen)	45W (4860 lumen)
Tensione led / led voltage	24VDC (driver incl. / driver incl.)	24VDC (driver incl. / driver incl.)
Dimmerabilità / Dimmability	Phase dimming on request	Phase dimming on request

OPZIONE DECORI STANDARD / STANDARD FINISHING OPTIONS		Opzioni vetri / Glass options
 nickel / nickel	 oro shadow / shadow gold	 Bianco / White
 cromo / chrome	 placcato oro / gold plated	 Righe bianche / White lines
 nickel satinato / satin nickel	 ottone satinato / satin brass	
 nickel nero / black nickel	 brunito spazzolato/brushed bronze	
 placcato rame/copper plated		

PESO E VOLUME / WEIGHT AND VOLUME		
 Peso Netto / Net weight Kg.12,00	 Volume M3 0,100	 Peso Lordo / Gross weight Kg.15,00

--- MADE IN ITALY ---