



illumination design
SINCE 1972



TECHNICAL SHEETS



illumination design
SINCE 1972






TECHNICAL SHEETS






MATERIALI / MATERIALS	
Struttura / Frame	Acciaio / Steel
Vetro / Glass	Vetro piano / Flat glass

DATI TECNICI / TECHNICAL DATA		
INFO	EUROPE	USA
Prodotto / Product	Sospensione / Pendant	Sospensione / Pendant
Installazione / Installation	Soffitto / Ceiling	Soffitto / Ceiling
Diametro / Diameter	87 cm.	34,25"
Altezza / Height	22 cm.	8,66"
Cavi Standard / Standard wires	130 cm.	51,18"
Rosone / Canopy	Ø 22 cm. – h.5 cm.	Ø 8,66" – h.1,96"

SPECIFICHE ELETTRICHE / ELECTRICAL SPECIFICATIONS		
INFO	EUROPE	USA
Alimentazione / Power Supply	220-240V – 50/60Hz	100-120V – 50/60Hz
Specifiche lampade/Bulbs specifications	36W Strip led 4000K (incl. / incl.)	36W Strip led 4000K (incl. / incl.)
Wattaggio massimo / Max wattage	36W (2160 lumen)	36W (2160 lumen)
Tensione led / led voltage	24VDC (driver incl. / driver incl.)	24VDC (driver incl. / driver incl.)
Dimmerabilità / Dimmability	Phase dimming on request	Phase dimming on request

OPZIONE DECORI STANDARD / STANDARD FINISHING OPTIONS	Opzioni vetri / Glass options
 nickel / nickel	 Bianco / White  Righe bianche / White lines

PESO E VOLUME / WEIGHT AND VOLUME		
 Peso Netto / Net weight Kg.12,00	 Volume M3 0,400	 Peso Lordo / Gross weight Kg.15,00

--- MADE IN ITALY ---