



illumination design
SINCE 1972



TECHNICAL SHEETS

20615-20715-20815



TECHNICAL SHEETS






20615-20715-20815






MATERIALI / MATERIALS	
Struttura / Frame	Ferro-forgiato a mano / Handmade forged iron
Vetro / Glass	Soffiato e lavorato a mano / Blow and hand worked

DATI TECNICI / TECHNICAL DATA		
INFO	EUROPE	USA
Prodotto / Product	Lampadario / Chandelier	Lampadario / Chandelier
Installazione / Installation	Soffitto / Ceiling	Soffitto / Ceiling
Diametro / Diameter	85 cm.	33,46"
Altezza / Height	92 cm.	36,22"
Catena standard / Standard chain	50 cm.	19,68"
Rosone / Canopy	Ø 12 cm.	Ø 4,72"

SPECIFICHE ELETTRICHE / ELECTRICAL SPECIFICATIONS		
INFO	EUROPE	USA
Alimentazione / Power Supply	220-240V – 50/60Hz	100-120V – 50/60Hz
Specifiche lampade/Bulbs specifications	12xE14 4W led	12xE12 4W led
Wattaggio massimo / Max wattage	48W	48W
Tensione utilizzo / Usage voltage	220-240V – 50/60Hz	100-120V – 50/60Hz
Dimmerabilità / Dimmability	With dimmable bulbs	With dimmable bulbs

OPZIONE DECORI STANDARD / STANDARD FINISHING OPTIONS	Opzioni vetri / Glass options
 foglia oro antica / antique gold leaf  foglia argento antica / antique silver leaf  Ruggine / rust	 Trasparente / Transparent  Satinato / Frosted

PESO E VOLUME / WEIGHT AND VOLUME		
 Peso Netto / Net weight Kg.14,00	 Volume M3 0,680	 Peso Lordo / Gross weight Kg.20,00

--- MADE IN ITALY ---