



illumination design
SINCE 1972



TECHNICAL SHEETS

20641-20741-20841



TECHNICAL SHEETS






20641-20741-20841






MATERIALI / MATERIALS	
Struttura / Frame	Ferro-forgiato a mano con effetto martellato / Handmade forged iron with hammered effect
Vetro / Glass	Soffiato e lavorato a mano / Blow and hand worked

DATI TECNICI / TECHNICAL DATA		
INFO	EUROPE	USA
Prodotto / Product	Sospensione / Pendant	Sospensione / Pendant
Installazione / Installation	Soffitto / Ceiling	Soffitto / Ceiling
Diametro / Diameter	26x26 cm.	10,23"x10,23"
Altezza / Height	115 cm.	45,27"
Catena standard / Standard chain	115 cm.	45,27"
Rosone / Canopy	10x10 cm.	4,72"x4,72"

SPECIFICHE ELETTRICHE / ELECTRICAL SPECIFICATIONS		
INFO	EUROPE	USA
Alimentazione / Power Supply	220-240V – 50/60Hz	100-120V – 50/60Hz
Specifiche lampade/Bulbs specifications	4xE14 4W led	4xE12 4W led
Wattaggio massimo / Max wattage	16W	16W
Tensione utilizzo / Usage voltage	220-240V – 50/60Hz	100-120V – 50/60Hz
Dimmerabilità / Dimmability	With dimmable bulbs	With dimmable bulbs

Opzioni vetri / Glass options	OPZIONE DECORI STANDARD STANDARD FINISHING OPTIONS
 Trasparente / Transparent	 foglia oro antica / antique gold leaf
 Satinato / Frosted	 foglia argento antica / antique silver leaf
	 Ruggine / Rust

PESO E VOLUME / WEIGHT AND VOLUME		
 Peso Netto / Net weight Kg.13,00	 Volume M3 0,166	 Peso Lordo / Gross weight Kg.16,00

--- MADE IN ITALY ---