



illumination design
SINCE 1972



TECHNICAL SHEETS

16000-16100-16200



TECHNICAL SHEETS









16000-16100-16200






MATERIALI / MATERIALS	
Struttura / Frame	Acciaio-ferro-ottone / Steel-iron-brass
Vetro / Glass	Soffiato e lavorato a mano / Blow and hand worked

DATI TECNICI / TECHNICAL DATA		
INFO	EUROPE	USA
Prodotto / Product	Lampadario / Chandelier	Lampadario / Chandelier
Installazione / Installation	Soffitto / Ceiling	Soffitto / Ceiling
Diametro / Diameter	85 cm.	33,46"
Altezza / Height	55 cm.	21,65"
Cavi Standard / Standard wires	130 cm.	51,18"
Rosone / Canopy	Ø 13 cm.	Ø 5,11"

SPECIFICHE ELETTRICHE / ELECTRICAL SPECIFICATIONS		
INFO	EUROPE	USA
Alimentazione / Power Supply	220-240V – 50/60Hz	100-120V – 50/60Hz
Specifiche lampade/Bulbs specifications	8x4,5W G9 led	8x4,5W G9 led
Wattaggio massimo / Max wattage	36W	36W
Tensione utilizzo / Usage voltage	220-240V – 50/60Hz	100-120V – 50/60Hz
Dimmerabilità / Dimmability	With dimmable bulbs	With dimmable bulbs

Opzioni vetri / Glass options		OPZIONE DECORI STANDARD STANDARD FINISHING OPTIONS
 trasparente / transparent	 trasparente-nero / transparent-amber	 foglia oro / gold leaf
 trasparente-bianco / transparent-white	 ambra / amber	 foglia argento / silver leaf
 trasparente-nero / transparent-black		 pearl / pearl

PESO E VOLUME / WEIGHT AND VOLUME		
 Peso Netto / Net weight Kg.18,00	 Volume M3 0,464	 Peso Lordo / Gross weight Kg.22,00

--- MADE IN ITALY ---