



illumination design
SINCE 1972



TECHNICAL SHEETS

21527-21529-21531-21528-21530-21532



TECHNICAL SHEETS










Codice / Code : 21527/SG – 21529/SG – 21531/SG

MATERIALI / MATERIALS	
Struttura / Frame	Ottone / Brass
Vetro / Glass	Cristallo 24% / 24% Lead Crystal

DATI TECNICI / TECHNICAL DATA		
INFO	EUROPE	USA
Prodotto / Product	Sospensione / Pendant	Sospensione / Pendant
Installazione / Installation	Soffitto / Ceiling	Soffitto / Ceiling
Diametro / Diameter	14 cm.	5,51"
Altezza / Height	14 cm.	5,51"
Cavi Standard / Standard wires	130 cm.	51,18"
Diametro rosone / Canopy diameter	Ø 5x2,5h cm. remote / remote Ø 5x8h cm. con alimentatore / with driver	Ø 1,96"x0,98"h remote Ø 1,96"x3,14"h with driver (plus additional plate Ø 4,72")

SPECIFICHE ELETTRICHE / ELECTRICAL SPECIFICATIONS		
INFO	EUROPE	USA
Alimentazione / Power Supply	220-240V – 50/60Hz	100-120V – 50/60Hz
Specifiche lampade/Bulbs specifications	1x0,8W chip led 4000K (incl. / incl.)	1x0,8W chip led 4000K (incl. / incl.)
Wattaggio massimo / Max wattage	0,8W (135 lumen)	0,8W (135 lumen)
Tensione led / led voltage	24VDC (driver incl. / driver incl.)	24VDC (driver incl. / driver incl.)
Dimmerabilità / Dimmability	On request	On request

Opzioni vetri / Glass options		Opzioni vetri / Glass options
 Sfaccettato trasparente <i>Transparent faceted</i>	 Sfaccettato effetto ghiaccio grezzo/ <i>Faceted with raw ice effect</i>	 cromo / chrome
 Sfaccettato bulegoso <i>Faceted bulgoso</i>		

PESO E VOLUME / WEIGHT AND VOLUME		
 Peso Netto / Net weight Kg.3,00	 Volume M3 0,015	 Peso Lordo / Gross weight Kg.4,00

--- MADE IN ITALY ---



illumination design
SINCE 1972



TECHNICAL SHEETS

21527-21529-21531-21528-21530-21532










Codice / Code : 21528/SG – 21530/SG – 21532/SG

MATERIALI / MATERIALS	
Struttura / Frame	Ottone / Brass
Vetro / Glass	Cristallo 24% / 24% Lead Crystal

DATI TECNICI / TECHNICAL DATA		
INFO	EUROPE	USA
Prodotto / Product	Sospensione / Pendant	Sospensione / Pendant
Installazione / Installation	Soffitto / Ceiling	Soffitto / Ceiling
Diametro / Diameter	11 cm.	4,33"
Altezza / Height	11 cm.	4,33"
Cavi Standard / Standard wires	130 cm.	51,18"
Diametro rosone / Canopy diameter	Ø 5x2,5h cm. remote / remote Ø 5x8h cm. con alimentatore / with driver	Ø 1,96"x0,98"h remote Ø 1,96"x3,14"h with driver (plus additional plate Ø 4,72")

SPECIFICHE ELETTRICHE / ELECTRICAL SPECIFICATIONS		
INFO	EUROPE	USA
Alimentazione / Power Supply	220-240V – 50/60Hz	100-120V – 50/60Hz
Specifiche lampade/Bulbs specifications	1x0,8W chip led 4000K (incl. / incl.)	1x0,8W chip led 4000K (incl. / incl.)
Wattaggio massimo / Max wattage	0,8W (135 lumen)	0,8W (135 lumen)
Tensione led / led voltage	24VDC (driver incl. / driver incl.)	24VDC (driver incl. / driver incl.)
Dimmerabilità / Dimmability	On request	On request

Opzioni vetri / Glass options		Opzioni vetri / Glass options
 Sfaccettato trasparente <i>Transparent faceted</i>	 Sfaccettato effetto ghiaccio grezzo/ <i>Faceted with raw ice effect</i>	 cromo / chrome
 Sfaccettato bulegoso <i>Faceted bulegoso</i>		

PESO E VOLUME / WEIGHT AND VOLUME		
 Peso Netto / Net weight Kg.1,50	 Volume M3 0,015	 Peso Lordo / Gross weight Kg.2,50

--- MADE IN ITALY ---



TECHNICAL SHEETS