








MATERIALI / MATERIALS	
Struttura / Frame	Acciaio-ferro-ottone / Steel-iron-brass
Vetro / Glass	Soffiato e lavorato a mano / Blow and hand worked

DATI TECNICI / TECHNICAL DATA		
INFO	EUROPE	USA
Prodotto / Product	Lampadario / Chandelier	Lampadario / Chandelier
Installazione / Installation	Soffitto / Ceiling	Soffitto / Ceiling
Diametro / Diameter	140x90 cm.	55,11"x35,43"
Altezza / Height	60 cm.	23,62"
Cavi Standard / Standard wires	130 cm.	51,18"
Rosone / Canopy	Ø 13 cm.	Ø 5,11"

SPECIFICHE ELETTRICHE / ELECTRICAL SPECIFICATIONS		
INFO	EUROPE	USA
Alimentazione / Power Supply	220-240V – 50/60Hz	100-120V – 50/60Hz
Specifiche lampade/Bulbs specifications	10x4,5W G9 led	10x4,5W G9 led
Wattaggio massimo / Max wattage	45W	45W
Tensione utilizzo / Usage voltage	220-240V – 50/60Hz	100-120V – 50/60Hz
Dimmerabilità / Dimmability	With dimmable bulbs	With dimmable bulbs

PESO E VOLUME / WEIGHT AND VOLUME		
		
Peso Netto / Net weight Kg.16,00	Volume M3 0,793	Peso Lordo / Gross weight Kg.22,00

Finiture Disponibili - Available finishes



Verde - Trasparente
green - transparent

Bronzo - Trasparente
Bronze - transparent

Trasparente
Transparent

Fume' - Trasparente
Fume' - transparent

Blu - Trasparente
Blue - transparent



Nero - Trasparente
Black - transparent

Bianco - Trasparente
White - transparent

Ambra
Amber


Ambra - Trasparente
Amber - transparent

Fume'
Fume'

for more information www.stillux.it



Finitura Metalli Disponibili - Metal Available finishes



Foglia Oro
Gold Leaf

Foglia Argento
Silver Leaf

Nero Velluto
Black velvet

Bianco Opaco
White Mat

for more information www.stillux.it